








## Adjusting the Scanfob 2002 Bluetooth Scanner beeper settings.

To **disable the beeper**, scan the codes below. To **enable the beeper**, scan these codes:

BEGIN	
Disable beeper	
END	

BEGIN	
Enable beeper	
High-low beep	
END	




### Advanced Beeper Settings

Scan BEGIN, then scan setup barcode(s), then scan END.





BEGIN 

END 





#### Beeper tone settings

High-low beep (default)	
Low-high beep	
Single-tone beep	




#### Beeper volume settings

Very loud (default)	
Loud	
Medium	
Low	

#### Beeper duration settings

50 ms	
100 ms	
200 ms (default)	
400 ms	

#### Miscellaneous

Beep before transmission (default)	
Beep after transmission	
Enable startup beeps (default)	
Disable startup beeps	